



Item# SML428107

Specifications

Category: Vanity Light

Fixture Dimension: W24 "x H5.1" x D3.2"

Fixture Weight: 2.8 kgs (6.2Lbs.)

Fixture Finish: Chrome with milk white Glass

Bulbs: Integrated LED

Wattage: 30W

Lumen: 2400Lumens

Colour Temperature: Warm White (3000K)

Dimmable: Yes*

Voltage: 120V

Approved Location: Suitable for Damp Location

Safety Certification: CETL

*Suggested Compatible Dimmers:

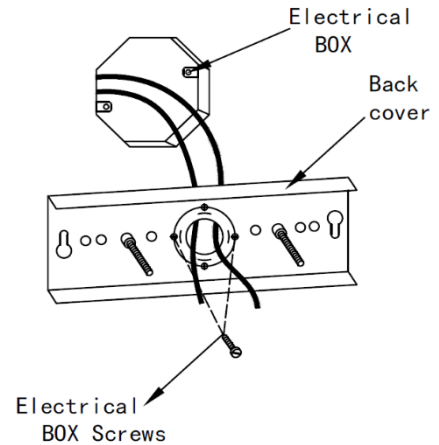
Lutron Dimmers: DVCL-153PR-WH-C, SCL-153PR-WH-C, SCL153PH-WH-C, CTCL-153PDH-WH-C, MAEL-153MH, TGCL-153PH, DVELV-303P-WH, NLV-600-WH, MAELV-600-WH, SELVB-300PR-WH-C

Leviton Dimmers: NO.6672, NO.6674, TGM10, NO.6683, DSE06-10Z, VPE06-1LZ, IPE04-1LZ

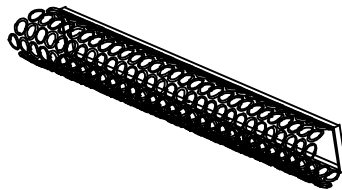
Assembly Instructions

Item# SML428107

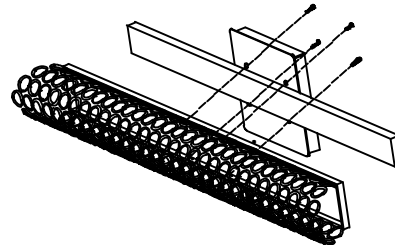
1- Attach canopy to electrical box. Feed power cords from the outlet box through the center hole of the back cover. Align holes of back cover outlet box and secure with outlet box screws.



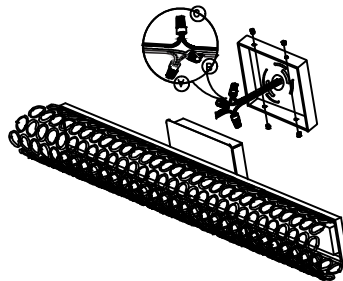
2- Assemble the front cover .



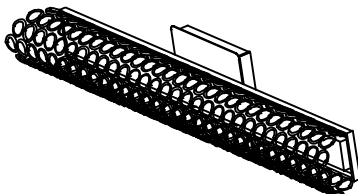
3- Assemble cover to the backplate.



4- Connect the wire, then assemble the backplate to the back cover



5- Assembly is complete, enjoy.





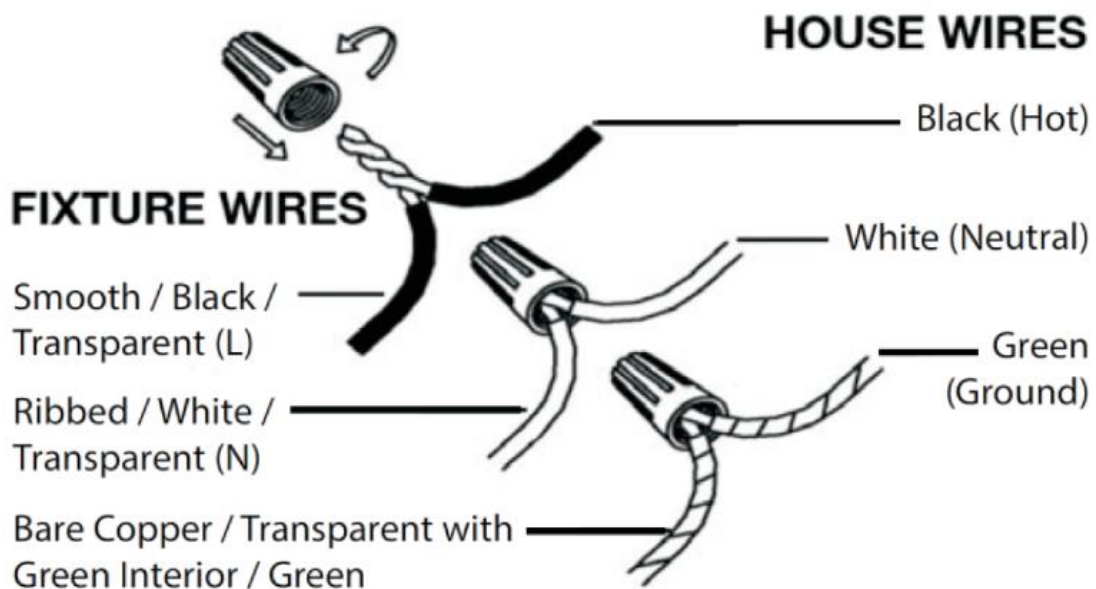
Wire Connections

ATTENTION

FIXTURE INSTALLATION MUST BE DONE BY A LICENSED ELECTRICIAN

SHUT OFF POWER SUPPLY AT FUSE OR CIRCUIT BREAKER

USE ONLY THE SPECIFIED BULBS & DO NOT EXCEED THE MAXIMUM WATTAGE



Use standard wire connectors to make all wire connections.

Twist connectors until wires are tightly joined together.

Wrap each connection with approved electrical tape and carefully stuff all the connected wires into outlet box.